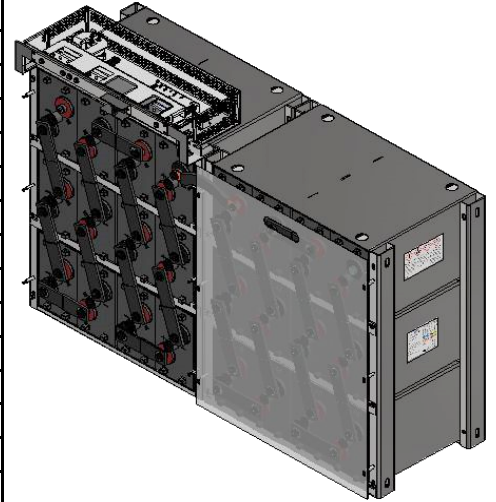




48kWH system

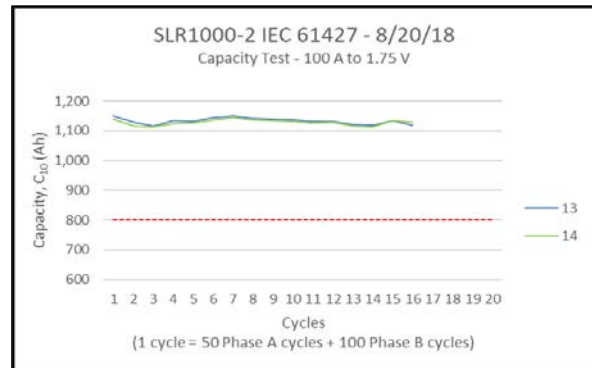
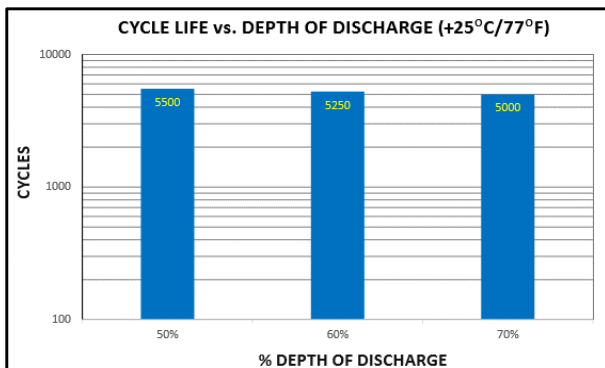
Advanced lead nano carbon deep cycle battery

SYSTEM CHARACTERISTICS		
System Parts number		RE-SLR48VSYS-03
Total Energy		48kWH@25°C(77°F)
Usable Energy		33.6kWH@Max DOD70% @25°C(77°F)
Cycle performance		5,000cycles@DOD70%
Warranty		10 years limited warranty
Nominal Voltage		48VDC(24pcs of battery)
Battery cell(SLR1000-2)	Capacity	1,000Ah@10hr
	Voltage	2VDC
Max Charge Current		200A(*1)
Max Discharge Current/time		250A(*2) (Current Configuration)
		6,000A(5sec), 3,000A(1min)*3(Custom)
Acceptable		Partial State of Charge condition
Operating temperature		-15°C~45°C(5°F~113°F)
Recommend storage temperature		5°C~30°C(41°F~86°F)
Short Circuit Current		10,500
Internal Resistance		0.3mΩ
Scalability	Strings	Max 600V (>600V required custom)
	Parallel	Max 6
CERTIFICATION		
Safety	Cell	UL 1989
Performance		IEC61427(proven over 16 years of life)
Hazardous Materials Classification		8
Transportation		UN2800
Ingress Rating		IP30
DIMENSIONS AND WEIGHT		
Dimensions	Width	59.48 inch
	Height	39.93 inch
	Depth	23.15 inch
Empty Rack Weight		300 LBS(136kg)
System Weight		3845 LBS(1744kg)



ACCESSORY
Rack 3H x 2 shelf
Circuit Breaker (250A)
Insulated Terminal Bolts
Short/Long Bus Bar
Clear Safety Shield
Flex Conductor POS/NEG
Wiring Kit

- *1) Please refer backpage for recommending charge method
 - *2) Limited by 10Kamps interrupting current, 100% single pole circuit breaker
 - *3) Please ask consult with GYES for system configuration
- DOD:Depth of Discharge



Amperes to final voltages per cell:

Temperature: 25° C (77° F)																		
F.V.	Discharge time / hours																	
	0.5	1	2	3	4	5	6	7	8	9	10	20	24	48	72	100	120	240
1.6	1000	707.5	405.7	292.5	235.8	196.2	172.6	149.1	134.9	122.6	111.3	61.3	53.8	27.8	18.9	14.2	11.5	5.8
1.65	965.0	660.4	400.9	287.7	230.2	194.3	169.8	148.1	133.0	120.8	109.4	60.4	52.8	27.4	18.5	13.9	11.3	5.8
1.7	924.5	641.5	382.1	273.6	221.7	187.7	165.1	146.2	132.1	118.9	108.5	59.4	51.9	26.4	18.4	13.8	11.1	5.7
1.75	858.5	613.2	372.6	273.6	217.0	184.0	158.5	144.3	129.2	116.0	106.6	58.5	50.9	26.9	18.2	13.7	10.9	5.6
1.8	764.2	575.5	361.3	265.1	213.2	179.2	155.7	136.8	121.7	109.4	100.0	57.5	50.0	25.9	17.9	13.2	10.8	5.5
1.85	669.8	500.0	328.3	248.1	203.8	171.7	146.2	130.2	116.0	104.7	97.2	56.6	48.1	25.5	17.0	12.7	10.6	5.4
1.9	537.7	386.8	276.4	223.6	188.7	155.7	133.0	118.9	105.7	97.2	91.5	54.7	45.3	23.6	16.0	11.8	10.0	5.1
1.95	-	-	-	-	-	-	-	-	-	-	-	-	-	19.6	13.3	9.8	8.8	4.4

Watts to final voltages per cell:

Temperature: 25° C (77° F)												
F.V.	Discharge time / hours											
	0.5	1	2	3	4	5	6	7	8	9	10	20
1.6	1650.0	1169.8	717.0	528.3	424.5	358.5	309.4	273.6	245.3	224.5	203.8	122.6
1.65	1639.5	1165.1	715.1	525.5	419.8	353.8	306.6	271.7	242.5	221.7	201.9	120.8
1.7	1611.9	1160.4	707.5	518.9	417.0	351.9	301.9	268.9	240.6	219.8	200.0	119.8
1.75	1528.8	1132.1	698.1	509.4	410.4	347.2	297.2	264.2	238.7	217.0	198.1	118.9
1.8	1365.6	1066.0	669.8	500.0	405.7	339.6	294.3	259.4	235.8	215.1	195.3	116.0
1.85	1245.3	962.3	641.5	481.1	391.5	330.2	287.7	254.7	226.4	207.5	193.4	115.1
1.9	1084.9	820.8	575.5	443.4	367.9	311.3	268.9	245.3	217.0	196.2	185.6	113.2